

PRODUCT PORTFOLIO



A WORLD LEADING
MANUFACTURER
OF HVAC PRODUCTS



FOUNDED
IN 1924

OVER 60,000 DAIKIN VRV SYSTEMS
OPERATING
THROUGHOUT NORTH AMERICA

RESEARCH &
DEVELOPMENT
OVER \$300 MILLION

What is Daikin VRV?

One flexible package

Daikin VRV is a modular, commercially applied air conditioning and heating system that distributes refrigerant from the outdoor unit to multiple indoor units, providing efficiency, comfortable individual user control and reliability in one flexible package.

Daikin VRV systems provide advanced solutions for almost any large residential to commercial application. Available in air-cooled or water-cooled solutions and heat recovery or heat pump systems, VRV provides advanced heating and cooling options with individual zone control for both open plan and tightly grouped applications.

VRV is built upon 4 basic "Building Blocks" — Outdoor Unit, Indoor Unit, Piping, and Controls — providing the attributes of a central chilled water system but with the simplicity of a split system.

This makes it very flexible and ideal for energy-efficient and comfortable cooling and heating of many types of buildings such as banks, health care, skilled care, libraries, storage facilities, conference centers, etc.



Outdoor Unit



Indoor Unit



Piping



Controls

Applications

- » Multi-family residences
- » Retail
- » Hotels
- » Office buildings
- » Schools, etc.



Outdoor Units

VRV

VRV AURORA™ Heat Recovery

- » VRF Industry's first air cooled system that delivers heating down to -22°F (-30°C) as standard
- » Hot gas base pan circuit allows installation without an additional drain pan heater
- » Designed to provide continuous heating during defrost and oil return¹
- » Engineered with Daikin vapor injection compressor for optimized part load efficiencies

¹ Multi modules only for continuous heating during defrost



VRV IV S-series

Air-Cooled

VRV IV-S systems are equipped with built-in intelligence which provide independent zoning control with maximum flexibility and energy savings. With the ability to connect up to ten indoor units to one outdoor unit, the space-saving VRV IV-S system is ideal for most light commercial and residential applications.

- » Available in 3, 4 and NEW 5 ton modules
- » Increase in efficiency up to 18 SEER & 10.5+ HSPF
- » Year round comfort and energy savings delivered by VRT technology
- » Broader diversity with ability to connect up to 9 indoor units
- » Space saving design with under 39" height. Over 25% smaller as compared to VRV III-S
- » Easier to install with over 39% weight reduction vs VRV III-S
- » Low sound levels for comfort
- » Higher reliability with Daikin's swing compressor
- » Dependable operation in extreme ambient conditions up to 122°F
- » Added safety and peace of mind with optional auto changeover to auxiliary heat
- » Backed by a best in class 10-Year Parts Limited Warranty*

** Varies based on condensing unit model selected



VRV IV

Heat Recovery


- » Fully integrated solution with heat recovery offers high efficiencies with IEER values up to 29.3
- » Total comfort solution for heating, cooling, ventilation, and controls
- » Outstanding warranty* with 10-Year Compressor and Parts Limited Warranty as standard
- » Perfect personal comfort for guests / tenants via simultaneous cooling and heating
- » Incorporates VRV IV standards and technologies such as variable refrigerant temperature and all inverter compressors
- » Unique range of single and multi-port branch selector boxes
- » Heating function down to -13°F ambient air temperature
- » Daikin VRV IV is the first variable refrigerant flow (VRF) system to be assembled in North America.



VRV IV

Heat Pump

- » Total comfort solution for heating, cooling, ventilation and controls
- » Energy efficiency values (IEER) up to 28.0
- » Incorporates VRV IV standards and technologies such as variable refrigerant temperature and all inverter compressors
- » Best-In-class warranty* with 10 year compressor and parts limited warranty as standard
- » Daikin VRV IV is the first variable refrigerant flow (VRF) system to be assembled in North America.



VRV

VRV T-Series Water Cooled Condensing Unit Heat Pump/Heat Recovery

- » Flexible System design with increased diversity up to 150%[†]
- » Can be applied to both geothermal and boiler/tower applications as standard with condenser water inlet temperature as low as 14°F[†] in heating and 23°F[†] in cooling is possible
- » Triple-stack capable to deliver up to 35.5 tons in just under 11.5 feet ceiling height thanks to the compact design
- » Engineered with heat rejection cancellation technology[†] to eliminate mechanical room conditioning requirements
- » 2-9V variable water flow control logic[†] as standard to increase waterside system operational efficiencies
- » Drop-down switch box for easy service to key components
- » Field selectable top or front refrigerant connections for flexible and easy installation

[†] Conditions/rules apply. Refer to Installation and Engineering Manual for further details.

* Complete warranty details available from your local Daikin manufacturer's representative or distributor or online at www.daikincomfort.com
















VRV III

Heat Recovery

- » Advanced continuous heating during defrost cycle and oil return for single module systems
- » Variable Refrigerant Temperature (VRT) control
- » Extended operating range with heating function down to -4°F ambient air temperature



TYPE	MODEL	FEATURES	PRODUCT NAME	CAPACITY (TONS)																				
				3	4	5	6	8	10	12	14	16	18	20	21	22	24	26	28	30	32	34	36	38
Air Cooled	VRV AURORA™ Heat Recovery	<p>VRV Industry's first air cooled system that delivers heating down to -22°F (-30°C) as standard</p> <p>Hot gas base pan circuit allows installation without an additional drain pan heater</p> <p>Designed to provide continuous heating during defrost and oil return¹</p> <p>Engineered with Daikin vapor injection compressor for optimized part load efficiencies</p> <p>¹ Multi modules only for continuous heating during defrost</p>	<p>RELO_T VRV</p>  				■	■	■															
	VRV IV Heat Recovery	<p>» Best efficiency & comfort solution</p> <p>» Fully integrated solution with heat recovery for high efficiencies with IEER of up to 29.3</p> <p>» Covers all thermal needs of a building via a single point of contact for accurate temperature control</p> <p>» The perfect personal comfort for guests/tenants via simultaneous cooling and heating</p> <p>» Incorporates VRV IV standards & technologies such as Variable Refrigerant temperature and all inverter compressors</p> <p>» Widest range of Branch Selector boxes on the market</p>	<p>REYQ_T VRV IV</p>   				■	■	■	■	■													
	VRV III PC Heat Recovery	<p>» Advanced continuous heating during defrost cycle and oil return for single module systems</p> <p>» Variable Refrigerant Temperature (VRT) control</p> <p>» Extended operating range with heating function down to -4°F ambient air temperature</p>	<p>REYQ_PC VRV III</p> 				■	■	■	■*														
	VRV IV Heat Pump	<p>Daikin's solution for comfort & low energy consumption</p> <p>Covers all thermal needs of a building via a single point of contact for accurate temperature control</p>	<p>RXYQ_T VRV IV</p>   				■	■	■	■	■													
	VRV IV-S Heat Pump	<p>» Single phase technology</p> <p>» Space saving solution without compromising on efficiency</p> <p>» For residential and light commercial applications</p>	<p>RXTQ_TA VRV IV S-series</p> 	■	■	■																		
	Water Cooled	VRV T-Series Water Cooled Condensing Unit Heat Recovery / Heat Pump	<p>» Ideal for high rise buildings, using water as heat source</p> <p>» Enables use of geothermal energy as a renewable energy source</p> <p>» Flexible System design with increased diversity up to 150%***</p> <p>» Triple-stack capable to deliver up to 36 tons in just under 11.5 feet ceiling height thanks to the compact design</p> <p>» Engineered with heat rejection cancellation technology*** to eliminate mechanical room conditioning requirements</p> <p>» 2-9V variable water flow control logic*** as standard to increase waterside system operational efficiencies</p>	<p>RWEQ_T VRV</p>   				■**	■	■	■													

* 208-230V/3Ph/60Hz only. ** 6-ton model is a PC-Series model. Some features may not be available for this model. *** Conditions/rules apply. Refer to Installation and Engineering Manual for further details.

Indoor Units Overview

What are your choices?

FXMQ_PBVJU

HSP DC Concealed Ducted Unit

Ceiling mounted DC-Ducted unit — ideal for small to large spaces in need of a concealed air-conditioning system.



FXMQ_MVJU

HSP High Capacity Concealed Ducted


Ideal unit for larger open space floor plans usually found in offices, retails, hotels or education facilities.



FXSQ_TAVJU

MSP Concealed Ducted

Ducted unit with compact design and powerful static pressure capabilities.



FXTQ_TAVJU

Multi-Position Air Handling Unit


Vertical air handling unit ideal for both residential and light commercial applications. It has upflow, downflow, horizontal left and horizontal right possibilities.



FXDQ_MVJU

LSP Slim Concealed Ducted Unit

Slim duct built-in concealed unit with low profile and low sound level.



FXNQ_MVJU

Concealed Floor-Standing Unit

Floor-standing unit that can easily be installed along a perimeter wall — or concealed



FXLQ_MVJU

Floor-Standing Unit

Great way to save space. The floor-standing units can easily be installed along a perimeter wall.



FXFQ_TVJU

Round Flow Sensing Cassette, Ceiling Mounted


Ideal for open plan applications such as classrooms and offices where adaptive comfort control is preferred. Provides excellent comfort level, energy efficiency, and flexibility due to advanced control functions.



FXZQ_TAVJU

VISTA™ 2x2 Cassette for VRV

2'x2' 4-way Cassette best for open plan applications such as classrooms, offices and retail.



FXUQ_PVJU

4-Way Blow Ceiling-Suspended Cassette


Perfect solution for rooms without a false ceiling, or minimal space above a false ceiling, where adaptive comfort control is preferred.



FXEQ_PVJU

Ceiling-Mounted Cassette (Single Flow)

Slim and compact design for installation flexibility. For hotel rooms, offices and residential.



FXAQ_PVJU

Wall-Mounted Unit



Unit ideal for cooling or heating smaller zones such as stores, offices and restaurants. Compact and stylish design.



FXHQ_MVJU

Ceiling-Suspended Unit

Ceiling-suspended with slim and elegant design.



Product Portfolio (cont.)

Indoor Units

TYPE	MODEL	FEATURES	PRODUCT NAME
Ducted	HSP DC Concealed Ducted Unit	<ul style="list-style-type: none"> » Energy efficient due to the DC fan motor » Ideal to use together with the optional Daikin Zoning Kit, DZK » Enhanced indoor air quality and LEED ready with MERV 13 filter options » Flexible ductwork design with ESP capabilities up to 0.8" In. Wg » Installation flexibility with a low profile, compact design at less than 12" in height 	FXMQ_PBVJU 
	MSP Concealed Ducted Unit	<ul style="list-style-type: none"> » Powerful static pressure up to 0.6" In. Wg » Low profile height of only 9-11/16" » Auto fan speed control optimizes energy use, occupant comfort, and sound levels » Factory shipped for rear air inlet – field convertible to bottom air inlet » Integral condensate pump with more than 25" of lift 	FXSQ_TAVJU 
	LSP Slim Concealed Ducted Unit	<ul style="list-style-type: none"> » Slim height, at only 7- 7/8" » Washable filter included » Low sound level » Factory shipped for rear air inlet —field convertible to bottom air inlet » Condensate pump with vertical lift of up to 21-5/8" included as standard 	FXDQ_MVJU 
	Multi-Position Air Handling Unit	<ul style="list-style-type: none"> » Ideal replacement for fan coils, geothermal heat pumps or traditional splits systems » Upflow and horizontal right installation is permitted » ECM fan motor provides energy efficiency » Wide line up of electric heat (field installed) options from 3kW to 20kW 	FXTQ_TAVJU 
	HSP High Capacity Concealed Ducted Unit	<ul style="list-style-type: none"> » Design flexibility with a capacity range up to 96 MBH » Improved ductwork and filtration flexibility with high CFM and ESP capabilities » Low profile design of less than 19" high to reduce required installation space » Ideal for Hotels, Schools, Retail 	FXMQ_MVJU 
	Concealed Floor-Standing Unit	<ul style="list-style-type: none"> » Ideal for installation beneath a window » Requires minimal installation space » Fitted with a washable long-life filter » Space-saving unit can be freestanding or wall-mounted 	FXNQ_MVJU9 
Duct-Free	Round Flow Sensing Cassette 	<ul style="list-style-type: none"> » True 360° Airflow and three room sensors enables optimized occupant comfort » Energy efficient with DC fan motor and auto-logic that adjusts fan speed » Optional self-cleaning filter panel to further increase efficiency and reduce maintenance » Increased indoor air quality with high efficiency filter options and ventilation connection kit » Very flexible with 18 different possible airflow patterns 	FXFQ_TVJU 
	4-Way Ceiling-Suspended Cassette	<ul style="list-style-type: none"> » Very low unit height of under 8" » Optional Sensor Kit enables input from three room sensors » Stylish unit blends easily with any interior » Individual air louver control 	FXUQ_PVJU 
	VISTA™ 2x2 Cassette for VRV Systems	<ul style="list-style-type: none"> » Fits in a standard 2' x 2' ceiling grid with no overlap of adjacent tiles » Features a low profile decoration panel design measuring only 5/16" deep » Space-saving depth of units requires only 11.75" of ceiling space » Easy-to-clean grille, washable long-life filter » Optional space and presence sensor accessory enhances energy efficiency and occupant comfort 	FXZQ_TAVJU 
	Ceiling-Mounted Cassette (Single flow)	<ul style="list-style-type: none"> » Only 7- 7/8" in height and a width of 18-1/2" making it possible to use this style of indoor unit in the tightest of spaces » The unit is equipped with both horizontal and vertical louvers to optimize the airflow and throw to suite your room design » The indoor unit can be set to 5 predetermined fan speeds which allows for optimum and comfortable airflow » Factory installed condensate pump with a lift capacity of up to 33- 7/8" (measured from the bottom of the unit) 	FXEQ_PVJU 
	Ceiling-Suspended Unit	<ul style="list-style-type: none"> » One of our slimmest indoor units, less than 8" » Wide air discharge outlet distributes a comfortable airflow throughout the entire space » Innovative stream fan technology keeps sound pressure levels low » Smooth flat louver design makes cleaning simple » Long-life filter is standard 	FXHQ_MVJU 
	Wall-Mounted Unit	<ul style="list-style-type: none"> » Auto-swing mechanism ensures efficient air distribution via louvers » Wide air discharge outlet distributes a comfortable airflow throughout the entire space » Horizontal louvers and front panel can be easily removed for cleaning » Drain pipe can be easily hidden from sight » Compact and stylish design 	FXAQ_PVJU 
	Floor-Standing Unit	<ul style="list-style-type: none"> » Ideal for installation beneath a window » Unit requires minimal installation space » Fitted with a washable long-life filter » Remote-control options available » Space-saving unit can be freestanding or wall-mounted 	FXLQ_MVJU9 









	CAPACITY															
	MBH	5.8	7.5	9.5	12	15	18	24	30	36	42	48	54	60	72	96
	TON	0.5	0.6	0.75	1	1.25	1.5	2	2.5	3	3.5	4	4.5	5	6	8
			■	■	■	■	■	■	■	■		■	■			
	■	■	■	■	■	■	■	■	■	■		■	■			
		■	■	■		■	■									
				■		■	■	■	■	■	■	■	■			
															■	■
		■	■	■		■	■									
		■	■	■		■	■									
		■	■	■		■	■	■	■							
	■	■	■	■	■	■	■									
		■	■	■	■	■	■									
				■			■		■							
		■	■	■		■	■									
		■	■	■		■	■									

Product Portfolio (cont.)

Major Accessories Lineup


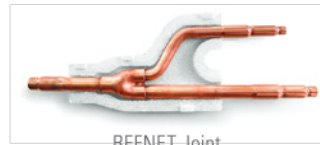
Branch Selector Boxes

Providing flexibility and minimizing mechanical and electrical installation costs, Daikin's branch selector boxes that are used in Heat Recovery systems, are ideal for spaces that require individual heating and cooling control.

NUMBER OF BRANCHES / MAXIMUM TOTAL CAPACITY INDEX (KBTU/H)							
							
BSQ36TVJ	BSQ60TVJ	BSQ96TVJ	BS4Q54TVJ	BS6Q54TVJ	BS8Q54TVJ	BS10Q54TVJ	BS12Q54TVJ
1/36	1/60	1/96	4/144	6/216	8/290	10/290	12/290

REFNET

REFNET Joints distribute correct flow of refrigerant in every branch of the piping network.



VRV IV Heat Pump

OPTIONAL ACCESSORIES		RXYQ72T RXYQ96T	RXYQ120T RXYQ144T RXYQ168T	RXYQ192T RXYQ216T RXYQ240T RXYQ264T RXYQ288T RXYQ312T RXYQ336T	RXYQ360T RXYQ384T RXYQ408T
Distributed piping	REFNET Header	KHRP26M22H (max. 4 branch) KHRP26M33H (max. 8 branch)	KHRP26M22H (max. 4 branch) KHRP26M33H (max. 8 branch) KHRP26M72H (max. 8 branch)	KHRP26M22H (max. 4 branch) KHRP26M33H (max. 8 branch) KHRP26M72H (max. 8 branch)	KHRP26M22H (max. 4 branch) KHRP26M33H (max. 8 branch) KHRP26M72H (max. 8 branch) KHRP26M73H (max. 8 branch)
	REFNET Joint	KHRP26A22T KHRP26A33T	KHRP26A22T KHRP26A33T KHRP26M72TU	KHRP26A22T KHRP26A33T KHRP26M72TU	KHRP26A22T KHRP26A33T KHRP26M72TU KHRP26M73TU
Outdoor unit multi connection piping kit		—		BHFP22P100U	BHFP22P151U

VRV IV Heat Recovery / VRV AURORA™ Heat Recovery

OPTIONAL ACCESSORIES		REYQ72T REYQ96T	RELQ72T RELQ96T	REYQ120T REYQ144T REYQ168T	RELQ120T	REYQ192T REYQ216T REYQ240T REYQ264T REYQ288T REYQ312T REYQ336T	RELQ144T RELQ192T RELQ240T	REYQ360T REYQ384T REYQ408T REYQ432T REYQ456T
Distributed piping	REFNET Header	KHRP25M33H9 (max. 8 branch)	KHRP25M33H9 (max. 8 branch) KHRP25M72H9 (max. 8 branch)	KHRP25M33H9 (max. 8 branch) KHRP25M72H9 (max. 8 branch)	KHRP25M33H9 (max. 8 branch) KHRP25M72H9 (max. 8 branch) KHRP25M73H9 (max. 8 branch)	KHRP25M33H9 (max. 8 branch) KHRP25M72H9 (max. 8 branch) KHRP25M73H9 (max. 8 branch)	KHRP25M33H9 (max. 8 branch) KHRP25M72H9 (max. 8 branch) KHRP25M73H9 (max. 8 branch)	KHRP25M33H9 (max. 8 branch) KHRP25M72H9 (max. 8 branch) KHRP25M73H9 (max. 8 branch)
	REFNET Joint	KHRP25A22T9 KHRP25A33T9	KHRP25A22T9 KHRP25A33T9	KHRP25A22T9 KHRP25A33T9 KHRP25M72TU9	KHRP25A22T9 KHRP25A33T9 KHRP25M72TU9	KHRP25A22T9 KHRP25A33T9 KHRP25M72TU9 KHRP25M73TU9	KHRP25A22T9 KHRP25A33T9 KHRP25M72TU9 KHRP25M73TU9	KHRP25A22T9 KHRP25A33T9 KHRP25M72TU9 KHRP25M73TU9
Outdoor unit multi connection piping kit		—		—		BHFP26P100U	BHFP26P151U	

Product Portfolio (cont.)

Major Accessories Lineup

VRV III PC Heat Recovery

OPTIONAL ACCESSORIES		REYQ72PC	REYQ96PC REYQ120PC REYQ144PCTJ
Distributed piping	REFNET Header	KHRP25M33H9 (max. 8 branch)	KHRP25M33H9 (max. 8 branch) KHRP25M72H9 (max. 8 branch)
	REFNET Joint	KHRP25A22T9 KHRP25A33T9	KHRP25A22T9 KHRP25A33T9 KHRP25M72TU9

VRV T-Series Water Cooled Heat Pump / Heat Recovery and VRV-IV-S

UNIT MODEL NUMBER		VRV T-SERIES WATER COOLED				VRV-IV-S
		RWEQ96TATJU RWEQ96TAYDU	RWEQ120TATJU RWEQ120TAYDU	RWEQ144TATJU RWEQ144TAYDU	RWEQ192,216,240, 264,288TATJU RWEQ192,216,240, 264,288TAYDU	RWEQ312,336,360TATJU RWEQ312,336,360TAYDU
REFNET Header	Heat Pump	KHRP26M22HR (Max 4 branch) KHRP26M33H9 (Max 8 branch)	KHRP26M22H9 (Max 4 branch), KHRP26M33H9 (Max 8 branch) KHRP26M72H9 (Max 8 branch)	KHRP26M22H9 (Max 4 branch), KHRP26M33H9 (Max 8 branch) KHRP26M72H9 (Max 8 branch), KHRP26M73HU9 (Max 8 branch)		KHRP26M22H9 (Max. 4 branch) KHRP26M33H9 (Max. 8 branch)
	Heat Recovery	KHRP26M33H9 (Max 8 branch)	KHRP25M33H9 (Max 8 branch) KHRP25M72H9 (Max 8 branch)	KHRP25M33H9 (Max 8 branch), KHRP25M72H9 (Max 8 branch) KHRP25M73HU9 (Max 8 branch)		---
REFNET Joint	Heat Pump	KHRP26A22T9, KHRP26A33T9	KHRP26A22T9, KHRP26A33T9, KHRP26M72TU9	KHRP26A22T9, KHRP26A33T9, KHRP26A72UT9, KHRP26M73TU9		KHRP26A22T9
	Heat Recovery	KHRP25A22T9, KHRP25A33T9	KHRP25A22T9, KHRP25A33T9, KHRP25M72TU9	KHRP25A22T9, KHRP25A33T9, KHRP25A72TU9, KHRP25M73TU9		---
Outdoor Unit Multi Piping Connection Kit	Heat Pump	---	---	BHFP22T84U	BHFP22T126U	---
	Heat Recovery	---	---	BHFP26T84U	BHFP26T126U	---

Hail Guard Kit for VRV IV

The optional hail guard kit for VRV IV enables optimal airflow for efficient heat transfer while providing condenser coil protection from hail damage in severe climates. Each hail guard kit, that is field installed, consists of 4 panels (Right, Left, Front and Back).

KIT PART NUMBER	QUANTITY OF KITS PER VRV IV OU MODEL				
	R_YQ72T	R_YQ96-168T	R_YQ192T	R_YQ216-336T	R_YQ360-456T
VRV4HGS-K1	1		1		
VRV4HGL-K1		1	1	2	3




DZK (Daikin Zoning Kit)



The optional DZK increases the flexibility of the Daikin VRV and SkyAir systems in both residential and commercial applications by adding a Zoning Box to an indoor unit fan coil, allowing several separate ducts to supply air to different individually controlled zones. The DZK BACnet® Interface module will work with any BACnet®/IP compatible Building Management System.

DZK Zoning Box for FXMQ_PB and FXSQ indoor units



DZK Wired, Wireless, and Wireless Lite thermostat options





Product Portfolio (cont.)

Major Accessories Lineup

Air Treatment Systems

Daikin's Outside Air Processing Unit can combine fresh air treatment and air conditioning, supplied from a single system.

The compact Energy Recovery Ventilator is designed to improve indoor air quality while reducing the overall HVAC system power consumption. This is achieved by providing fresh outside air and recovering waste heat from exhaust air leaving the conditioned space.

		OUTSIDE AIR PROCESSING UNIT, FXMQ, MFXVJU		ENERGY RECOVERY VENTILATOR, VAM-GVJU	
					
VRV Refrigerant Piping		Connectable		Not connectable	
VRV Control Wiring		Connectable			
High Efficiency Filter (MERV 8 and MERV 13)		Option		Not available	
Ventilation System		Air supply		Air supply and Air exhaust	
Power Supply	V/ph/Hz	208-230/1/60			
Airflow Rate	CFM	635	988	1236	300/300/170 470/470/390 600/600/500 1200/1200/930

DVS Dedicated Outside Air System Air Handling Unit Outdoor-Mounted AHU

Seamless Integration with VRV Systems

Daikin DVS Dedicated Outside Air System (DVS - DOAS AHU) is designed for seamless integration with VRV air cooled heat recovery outdoor units and controls to provide conditioning of 100% outside ventilation air.

Features and Benefits

- » Designed to condition outside air so the comfort system can operate to meet the internal loads while the DVS DOAS AHU's for VRV Systems conditions the outside air and can also deliver neutral air to the space
- » Energy Recovery Wheel section can reduce the mechanical cooling capacity of the system compared to a system without the ERW section
- » Auxiliary heat available in modulating gas heat, SCR controlled electric heat or hot water
- » DVS DOAS AHU's can be integrated into the same intelligent Touch Manager™ (iTm) as the comfort cooling and heating VRV system



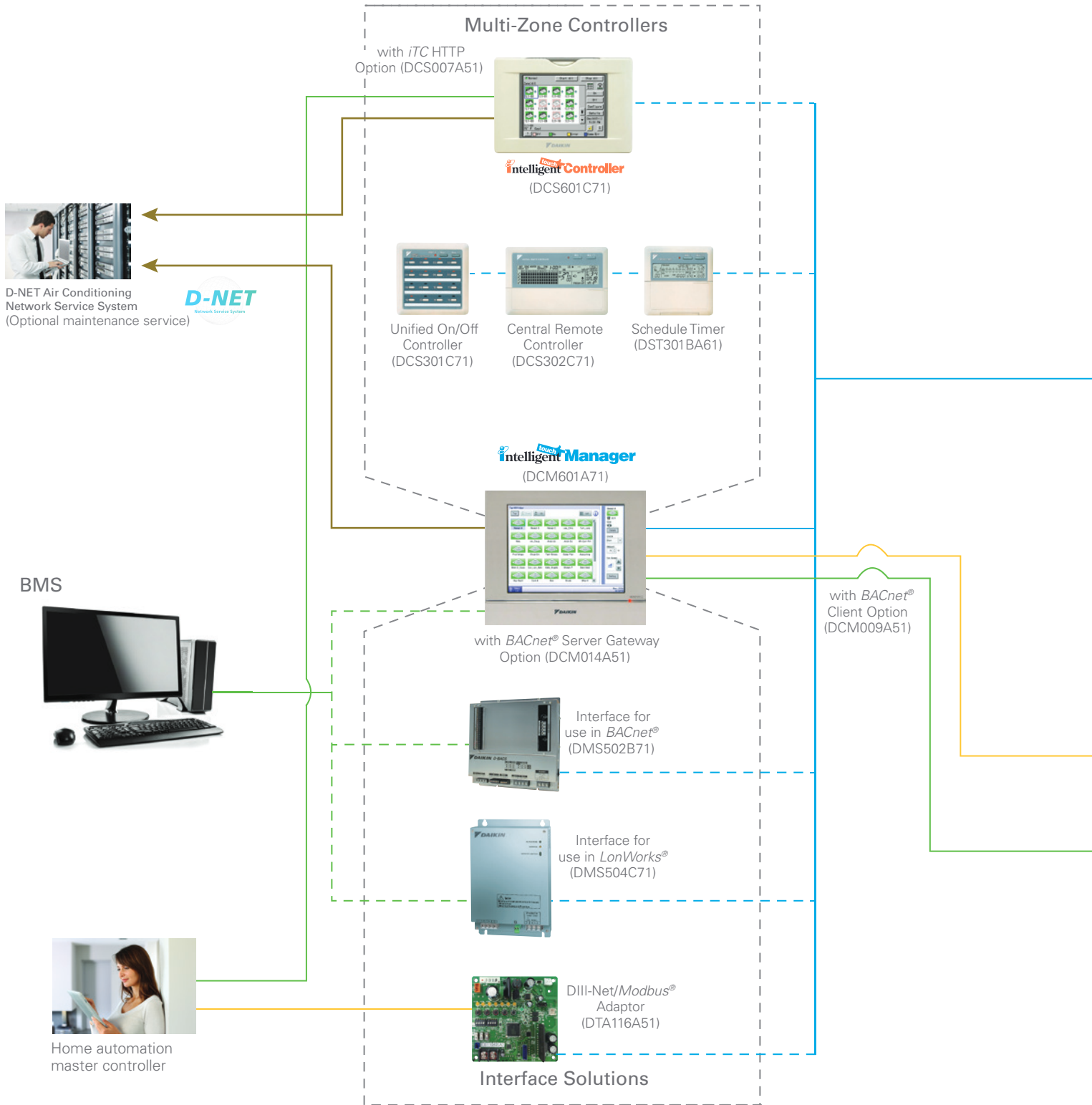
DVS DEDICATED OUTSIDE AIR					
Model Name		DVSV05 with ERW	DVSV10 with ERW	DVSV12 with ERW	
Nominal Air Flow	CFM	1,000	2,000	3,000	
Nominal (Minimum-Maximum)		(670 - 1,350)	(1,600 - 2,650)	(2,000 - 4,000)	
Nominal Cooling Capacity	BTU/h	41,000	73,000	127,000	
Dimensions ¹ * (L x W x H)	in.	103 x 71 x 41	133 x 75 x 57		
Weight ¹	lbs.	1,287	2,266	2,371	
Electrical		3-Phase 208V, 3-phase 230V or 3-Phase 460V			
Refrigerant	Type	R410A			
Auxiliary heater	Gas furnace	MBH	80 / 120 / 160	200 / 300 / 400	200 / 300 / 400
	Electric heater (kW)	kW	6 / 12 / 18 / 30	30 / 6 / 54	36 / 54 / 72

¹ Weights, dimensions and performance of units are subject to change and will vary based on the components and options that are applied for specific applications. Nominal conditions: Entering air temperature 95°F DBT / 78°F WBT; 55°F leaving air temperature DX coil; 70°F discharge air temperature.

The configurable display and operation buttons on the *Navigation™* Remote Controller will provide as much or as little control as the installed *VRV* system requires.



VRV Control Systems Overview

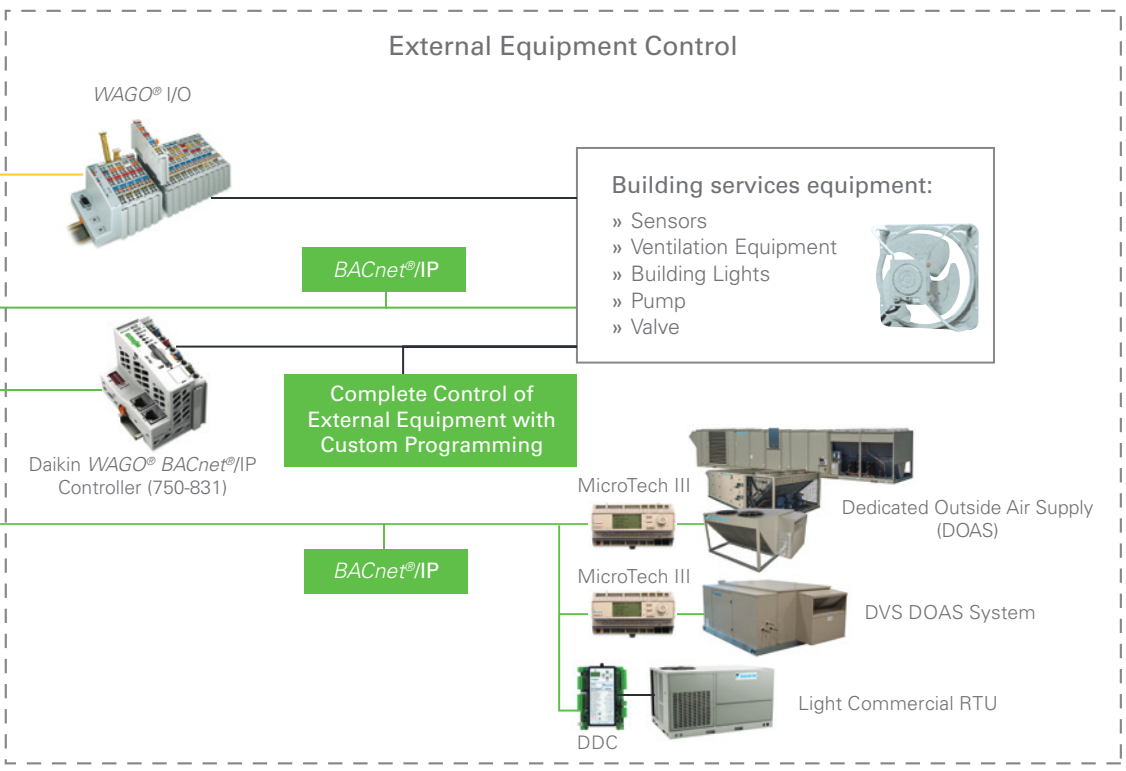
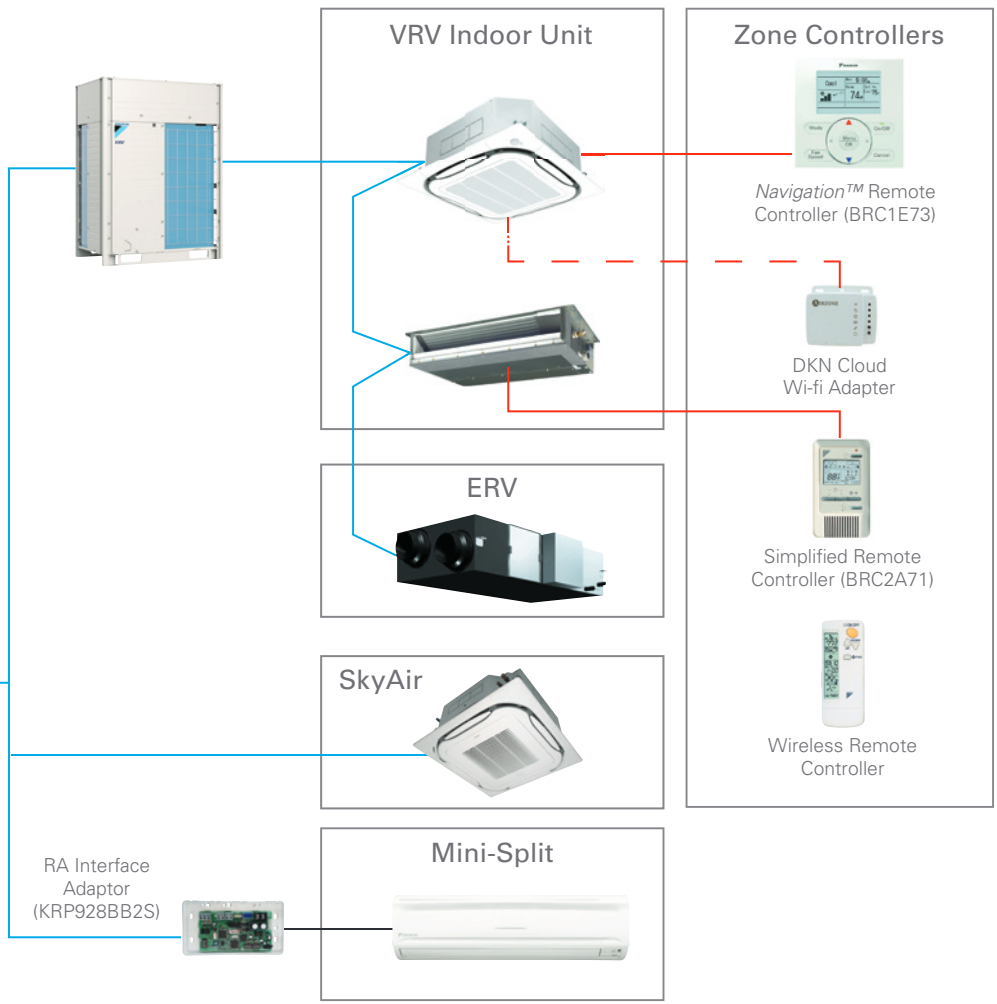


Limitations may apply to some models and functions. Please contact your local sales office for details.

Note: *BACnet*® is a registered trademark of the American Society of Heating, Refrigerating and Air-Conditioning Engineers (ASHRAE). *LonWorks*® is a trademark of Echelon Corporation registered in the United States and other countries. *Modbus*® is a registered trademark of Modicon.

DIII-NET
(Communications Transmission)









DIII-NET, Daikin's unique communication transmission system, links indoor units and various other building equipment – in accordance with applications, scale and conditions and transmits vast amounts of information between them.



VRV Control Systems (cont.)

Daikin VRV Controls

Optimized for VRV technology, Daikin controls provide highly scalable solutions for all applications and budgets. VRV controls offer solutions to meet your project controls needs from individual zone control with local controllers to centrally controlling the building with Centralized Controllers and/or interfacing with Building Management Systems (BMS) for comfort control in an easily managed and operated system.






PROJECT REQUIREMENTS	DAIKIN VRV CONTROLS							
	 DKN Cloud	 Navigation™ Remote Controller	 Simplified Remote Controller	 intelligent Touch Controller™	 intelligent Touch Manager™	 BACnet® Interface	 LonWorks® Interface	 Modbus® Interface
Individual zone control	■	■	■					
Independent cool and heat setpoints	■	■		■	■			
Individual zone control with weekly programmable scheduling	■	■		■	■			
Basic central point on/off control of all air handling units	■			■	■	■	■	■
Advanced multi-zone control of small to medium size projects				■	■	■	■	■
Advanced multi-zone control of large commercial projects				■	■	■	■	
Advanced multi-zone control with scheduling logic and calendar				■	■			
Automatic cooling/heating changeover for heat pump systems				■	■			
Single input batch shutdown of all connected air handlers				■	■	■	■	■
Web browser control and monitoring via Intranet and Internet				■	■	■	■	■
E-mail notification of system alarms and equipment malfunctions				■	■	■	■	■
Multiple tenant power billing for shared condenser applications				■	■			
Temperature set-point range restrictions				■	■	■	■	■
Graphical user interface with floor plan layout					■	■	■	■
Start/stop control of ancillary building systems*				■	■	■	■	■
Daikin VRV integration with BACnet® based automation systems					■	■		
Daikin VRV integration with LonWorks® based automation systems							■	
Daikin VRV integration with Modbus® based automation systems								■
Wi-Fi Option	■							

* Requires one or more DEC102A51-US2 Digital Input/Output units or WAGO® IO module (for use with *iTM* only).

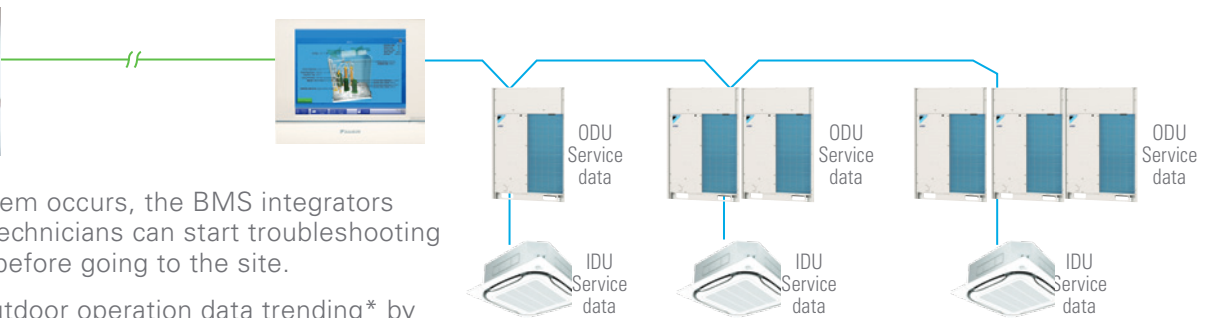

■ Native application or feature for this device. ■ Dependent upon capabilities of the third party energy management system

Control Options

Network Solutions

TYPE		iTC™	iTM™	LonWorks®	BACnet®	ModBus®
						
Screen	Layout screen		■			
	Touch screen	■	■			
Integration	Mini BMS for heating, air conditioning applied systems and refrigeration units (<i>B Cnet</i> ® and <i>W GO</i> ®)		■			
	3rd party equipment integration (<i>B Cnet</i> ® and <i>W GO</i> ®)		■			
Control	Basic control functions: on/off, set point setting, air flow settings, operation mode	■	■	■	■	■
	Temperature limitation	■	■			
	Setback		■			
	Automatic changeover	■	■			
	Weekly schedule and special day pattern	■	■			
	Timer extension		■			
	Forced off	■	■	■	■	
Interlock	■	■				
Monitoring	Basic control functions: ON/OFF status, operation mode, set point temp.	■	■	■	■	■
	Filter status	■	■	■	■	■
	Malfunction code	■	■	■	■	■
	History (operation, malfunction...)	■	■			
	Visualization	■	■			
Options	PPD (Power Proportional Distribution)	■	■			
	Web access and control	■	Std			
	HTTP option	■				
	<i>B Cnet</i> ® Client		■			
	<i>B Cnet</i> ® Server		■			
	D-Net Service	■	■			
Operation Data		■				
Other	Maximum number of indoor unit groups	2 x 64	8 x 64	64	4 x 64	16

Powerful Service Tool with Indoor and Outdoor Unit Operation Data Points






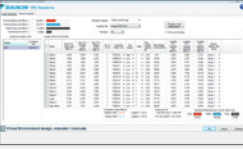








- » When a problem occurs, the BMS integrators and Service Technicians can start troubleshooting immediately before going to the site.
- » Indoor and outdoor operation data trending* by BMS can benefit the VRV service process.

*BMS programming needed

Support and Tools

The tools have been designed to be simple to use, easily accessible and to address the various considerations and steps in the evolution of a residential or commercial project, aimed at helping the architect, consulting engineer, contractor, installation technician, and service company to enhance workflows and general project execution

Daikin VRV support and tools overview

CATEGORIES		TOOLS															
		WebXpress	Ventilation Xpress	Controls Configurator	Online Energy Calculator	IES-VE Daikin VRV plug-in	Performance curves for third-party energy simulation Programs	CAD drawings	Revit models	Reference Charge Calculator	Ventilation Rate Calculator	Daikin City (including Guide Specs, IOMS etc.)	Daikin eEquip application	Dr. Daikin	VRV Configurator	Service Checker	Online Spare Parts Bank
 Selection		■	■	■													
 Energy screening and simulation					■	■	■										
 Design and verification								■	■	■	■						
 Online and tablet reference (spec, data, submittal)												■					
 Smartphone and mobile reference													■	■			
 After sales and service															■	■	■



EXIT

GIRLS
RESTROOM

COMMERCIAL ■ RENOVATION ■ NEW CONSTRUCTION

About Daikin:

DAIKIN

Daikin Industries, Ltd. (DIL) is a global Fortune 1000 company which celebrated its 90th anniversary in May 2014. The company is recognized as one of the largest HVAC (Heating, Ventilation, Air Conditioning) manufacturers in the world. DIL is primarily engaged in developing indoor comfort systems and refrigeration products for residential, commercial and industrial applications. Its consistent success is derived, in part, from a focus on innovative, energy-efficient and premium quality indoor climate and comfort management solutions.

Before purchasing an appliance in this document, read important information about its estimated annual energy consumption, yearly operating cost, or energy efficiency rating that is available from your retailer.

WARNINGS:

- » Always use a licensed installer or contractor to install this product. Do not try to install the product yourself. Improper installation can result in water or refrigerant leakage, electrical shock, fire or explosion.
- » Use only those parts and accessories supplied or specified by Daikin. Ask a licensed contractor to install those parts and accessories. Use of unauthorized parts and accessories or improper installation of parts and accessories can result in water or refrigerant leakage, electrical shock, fire or explosion.
- » Read the User's Manual carefully before using this product. The User's Manual provides important safety instructions and warnings. Be sure to follow these instructions and warnings.
- » For any inquiries, contact your local Daikin sales office.



Daikin, VRV and their designs are trademarks owned by Daikin.

DAIKIN

Our continuing commitment to quality products may mean a change in specifications without notice.

© 2019 **DAIKIN NORTH AMERICA LLC** · Houston, Texas · USA · www.daikincomfort.com or www.daikinac.com

CT-VRVPORT 2-19